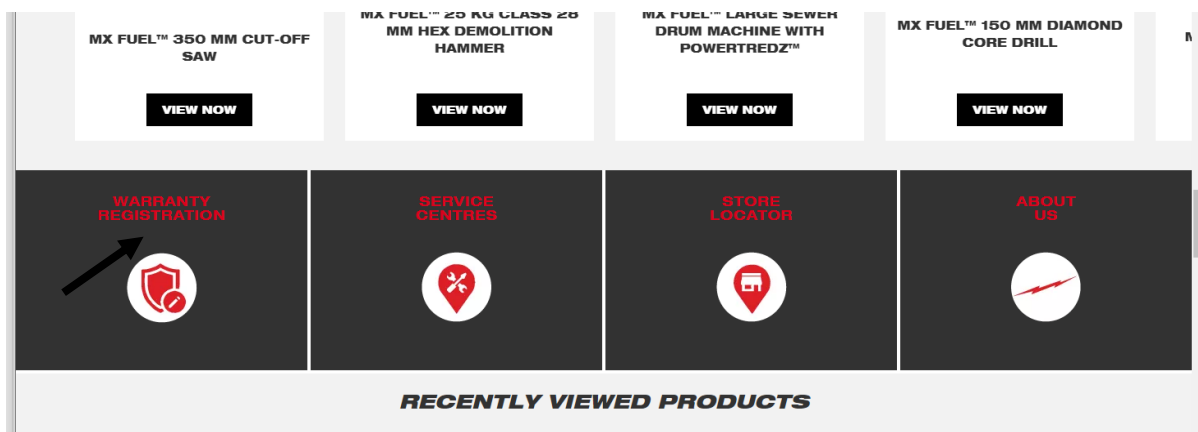


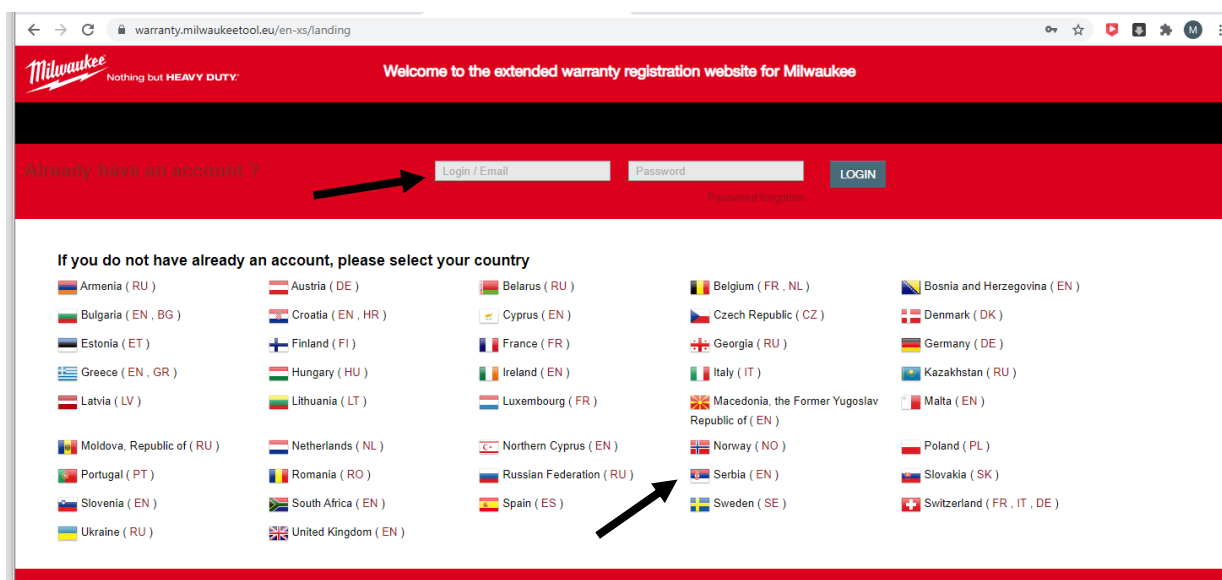


UPUTSTVO ZA ONLINE REGISTRACIJU I PRODUŽENJE GARANCIJE

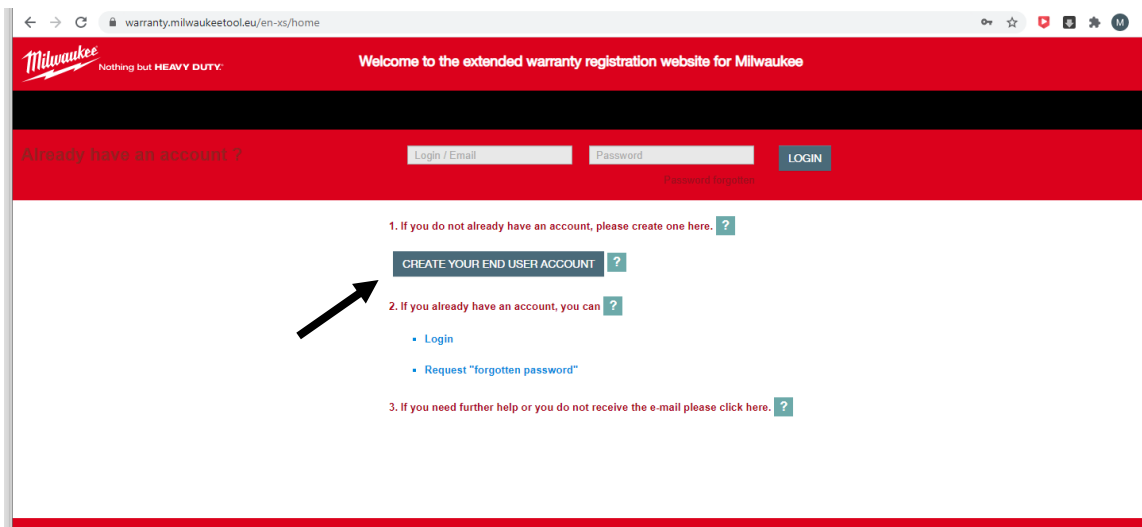
1. Idete na sajt www.milwaukeetool.eu
2. Kliknete na polje „WARRANTY REGISTRATION“



3. Ukoliko ste ranije već registrovali alat i imate vaše korisničko ime i lozinku, unosite ih u polja „Login/Email“ i „Password“ a ako se alat registruje prvi put, onda je prvo potrebno da otvorite nalog. To radite tako što kliknite na „Serbia (EN)“ pri kraju predzadnje kolone. **Ukoliko već posedujete otvoren nalog idite na tačku 8.*

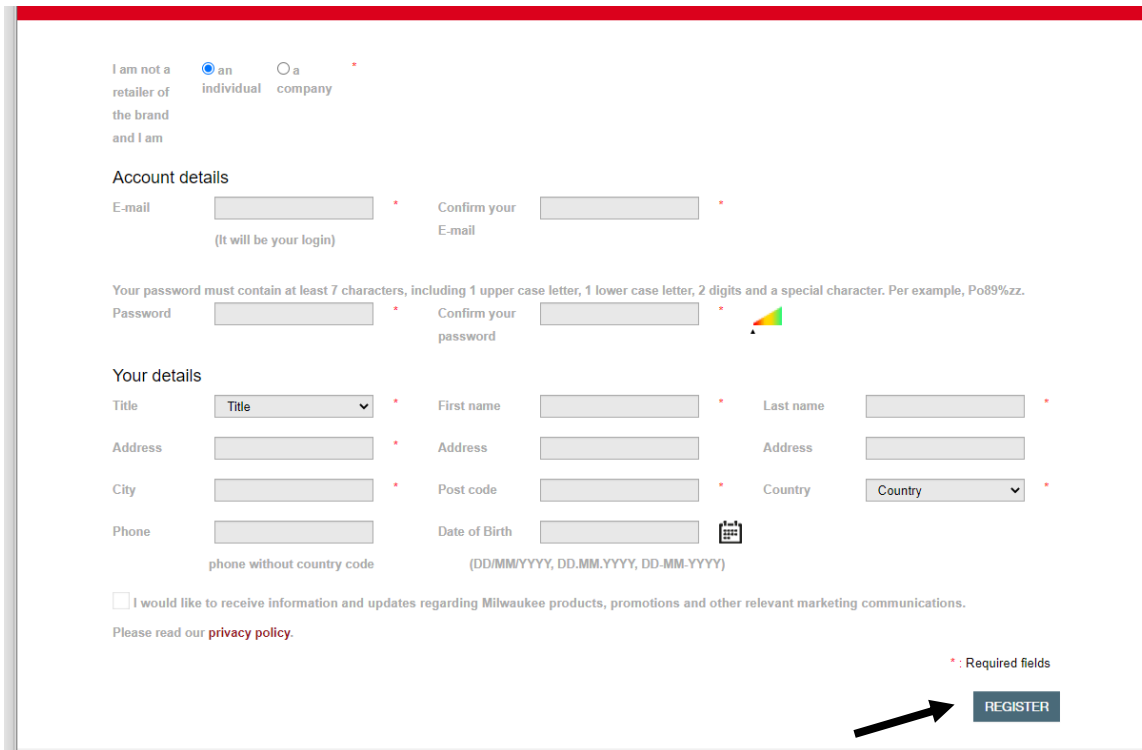


4. Nakon što kliknete na „EN Serbia“ idete na „CREATE YOUR END USER ACCOUNT“



The screenshot shows the Milwaukee warranty registration website. The header includes the Milwaukee logo and the text "Welcome to the extended warranty registration website for Milwaukee". Below the header, there is a login section with fields for "Login / Email" and "Password", and a "LOGIN" button. A "Password forgotten" link is also present. The main content area contains three instructions: 1. "If you do not already have an account, please create one here." with a question mark icon. 2. "If you already have an account, you can" with a question mark icon, followed by links for "Login" and "Request 'forgotten password'". 3. "If you need further help or you do not receive the e-mail please click here." with a question mark icon. A black arrow points to the "CREATE YOUR END USER ACCOUNT" button.

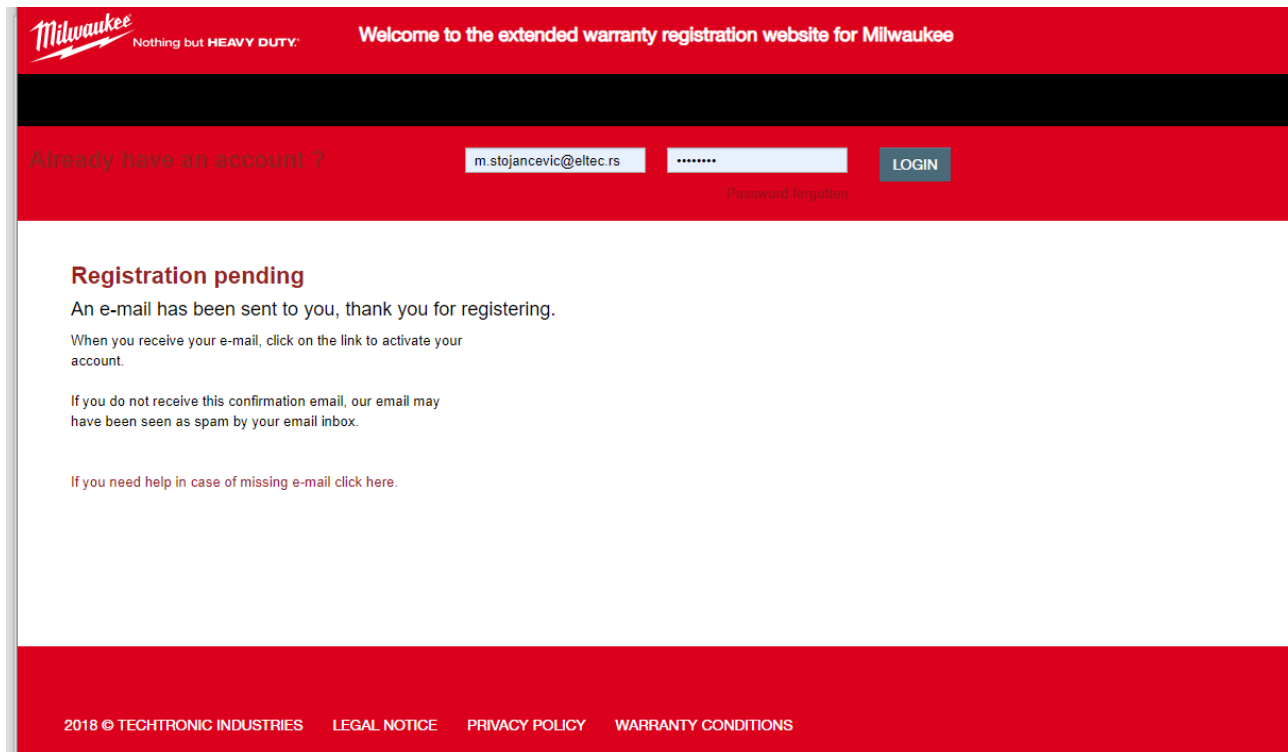
5. Pažljivo pročitajte i popunite prazna polja. Polja sa crvenom zvezdicom * su obavezna.



The screenshot shows the registration form. At the top, there are radio buttons for "an individual" (selected) and "a company". Below this is the "Account details" section with fields for "E-mail" (with a note "(It will be your login)"), "Confirm your E-mail", "Password", and "Confirm your password". A password strength indicator is shown next to the password field. The "Your details" section includes fields for "Title", "First name", "Last name", "Address", "City", "Post code", "Country", "Phone", and "Date of Birth". A checkbox for receiving marketing communications is also present. A legend indicates that fields with a red asterisk are required. A black arrow points to the "REGISTER" button.

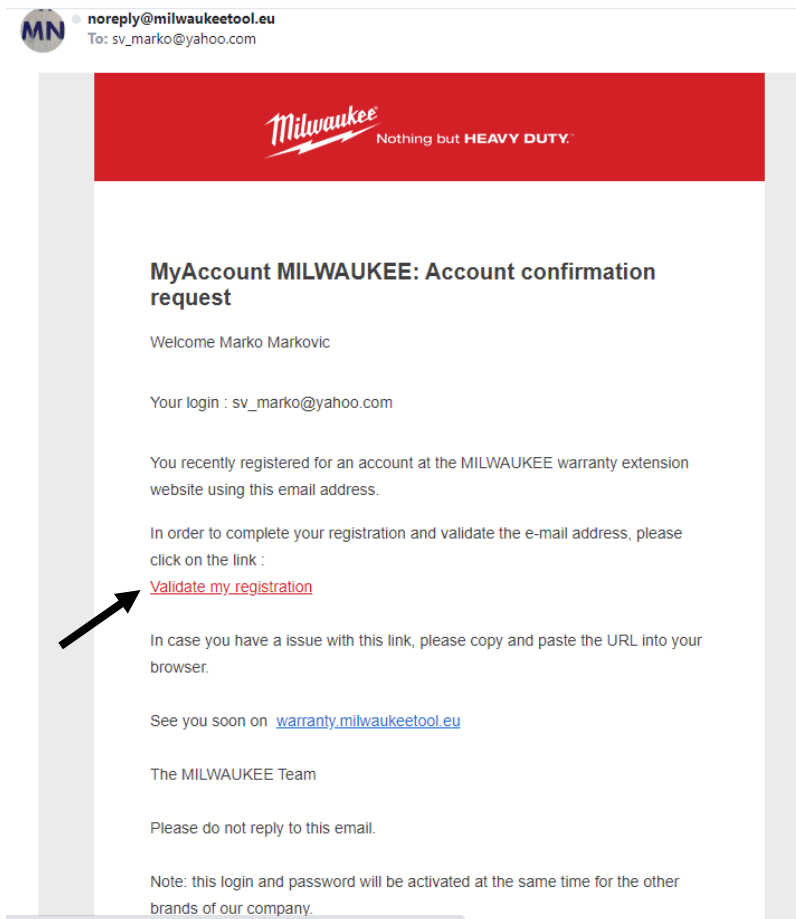
6. Ukoliko ste alat kupili za svoje potrebe (fizičko lice) štiklirajte „an individual“ a ukoliko alat registrujete za firmu kliknite na „a company“. Zatim unesite važeću email adresu koja će vam kasnije služiti kao korisničko ime. Za šifru je potrebno da bude min. 7 karaktera i da sadrži 1 veliko slovo, 1 malo slovo, 2 broja i 1 simbol npr. „Mil&799“. Nakon što unestete ostale tražene podatke kliknite na REGISTER.

7. Nakon toga će se pojaviti sledeći prozor i biće vam poslata potvrda registracije na email adresu koju ste naveli.



The screenshot shows the Milwaukee warranty registration website. At the top, there is a red header with the Milwaukee logo and the slogan "Nothing but HEAVY DUTY." followed by the text "Welcome to the extended warranty registration website for Milwaukee". Below the header, there is a login section with the text "Already have an account ?" and a form containing the email address "m.stojancevic@eltec.rs" and a password field with six dots. A "LOGIN" button is to the right of the password field, and a "Password forgotten" link is below it. The main content area has a heading "Registration pending" and the following text: "An e-mail has been sent to you, thank you for registering. When you receive your e-mail, click on the link to activate your account. If you do not receive this confirmation email, our email may have been seen as spam by your email inbox. If you need help in case of missing e-mail click here." At the bottom, there is a red footer with the text "2018 © TECHTRONIC INDUSTRIES LEGAL NOTICE PRIVACY POLICY WARRANTY CONDITIONS".

Kada primite ovakav email, kliknite na „Validate my registration“:



8. Nakon što otvorite / potvrdite nalog ili se ulogujete, otvoriće Vam se polje za registraciju alata gde birate da li registrujete a) baterijski alat, b) alat sa kablom ili c) drugo. Prvo u polje Reference, Type unesite model alata koji želite da registrujete da proverite da li isti podleže registraciji, npr. M18FPD2-0

Milwaukee Nothing but HEAVY DUTY. Welcome to the extended warranty registration website for Milwaukee LOG OUT

Welcome ELTEC Export-Import sales manager - Your login : m.stojancevic@eltec.rs

Is my tool eligible for warranty extension ? Reference, Type No selected tool

REGISTER MY TOOLS MY PROFILE CONTACT

You are here : Home > REGISTER

Before starting the registration process please ensure you have the following in front of you. Please note: if you purchased a multiple tool kit, each tool within the kit is required to be registered separately.

- Please ensure you attach the correct and valid Proof of Purchase for the tool that you are requesting to be repaired under warranty. Failure to do so will result in a delay with the repair or the tool being returned unrepaired. Note: No other document, including a warranty extension certificate, is accepted as proof of the product being within the warranty period.
- The rating plate attached to the product contains information required for the registration process.

It is recommended that you electronically link your receipt (proof Of purchase) to the registration. This will support a paperless process and ensure that your proof of purchase is always available.

Where to find the rating plate on tools?

Do you want to register

A cordless tool A corded tool Others

Please click here for more information on warranty registration

9. Pojaviće Vam se lista alata koji počinju sa tom oznakom. Izaberite Vaš. Napomena: Alati se registruju u -0 verziji, dakle ako ste kupili aku bušilicu M18FPD2-502X ona se registruje kao M18FPD2-0.

Milwaukee Nothing but HEAVY DUTY. Welcome to the extended warranty registration website for Milwaukee LOG OUT

Welcome ELTEC Export-Import sales manager - Your login : m.stojancevic@eltec.rs

Is my tool eligible for warranty extension ? M18FPD No selected tool

REGISTER MY TOOLS MY PROFILE CONTACT

You are here : Home > REGISTER

M18FPD0 - 4933451060 - 4000452479

M18FPD0X - 4933451446 - 4000452479

M18FPD20X - 4933464263 - 4000469114

Nakon što izaberete alat sa liste, pojaviće se poruka da alat podleže produženju garancije:

Milwaukee Nothing but HEAVY DUTY. Welcome to the extended warranty registration website for Milwaukee LOG OUT

Welcome ELTEC Export-Import sales manager - Your login : m.stojancevic@eltec.rs

Is my tool eligible for warranty extension ? Reference, Type The selected tool is eligible for extension. M18FPD20X - 4933464263 - 4000469114

REGISTER MY TOOLS MY PROFILE CONTACT

10. Tada birate jednu od 3 ikonice, zavisno od toga da li se registrujete:

a) baterijski alat (*battery tool*), b) alat sa kablom (*corded tool*) ili c) drugo (*other*).

Milwaukee
Nothing but HEAVY DUTY. Welcome to the extended warranty registration website for Milwaukee

LOG OUT

Welcome ELTEC Export-Import sales manager - Your login : m.stojancevic@eltec.rs

Is my tool eligible for warranty extension? Reference, Type No selected tool

REGISTER MY TOOLS MY PROFILE CONTACT

You are here : Home > REGISTER

Before starting the registration process please ensure you have the following in front of you. Please note: if you purchased a multiple tool kit, each tool within the kit is required to be registered separately.

- Please ensure you attach the correct and valid Proof of Purchase for the tool that you are requesting to be repaired under warranty. Failure to do so will result in a delay with the repair or the tool being returned unrepaired. Note: No other document, including a warranty extension certificate, is accepted as proof of the product being within the warranty period.
- The rating plate attached to the product contains information required for the registration process.

It is recommended that you electronically link your receipt (proof Of purchase) to the registration. This will support a paperless process and ensure that your proof of purchase is always available.

Where to find the rating plate on tools?

Do you want to register

A cordless tool A corded tool Others

Please click here for more information on warranty registration

11. Prvo u koraku 1 unesite deo oznake alata sa pločice, obeležen zelenom bojom (osim ukoliko broj već nije unesen u polje na ekranu) i zatim pritisnite na polje „NEXT“

REGISTER MY TOOLS MY PROFILE CONTACT

You are here : Home > REGISTER

1 > 2 > 3 > 4 > 5 > 6 > 7 > 8 > 9 > 10 > 11

New tool

If the rating plate design on your tool is different from the example shown, please select the correct one. If your rating plate is not shown, please select "Other"

Where to find the rating plate on tools?

CHANGE LABEL

HEAVY - DUTY 18 V
Milwaukee Code: 433135 01 001978 L2012 1/2" (13mm)
RPM = 0 - 1700/2000/2400 min⁻¹
IPM = 0 - 2500/3000/3100 min⁻¹

CE GS

M18 CIW12

Techtronic Industries GmbH
Max-Eyth-Strasse 10 - 71364 Winnenden
Germany

Code ?

4000469114

Description : M18FPD20X
Tool number : 4933464263

NEXT

12. Drugi korak, unesite 6-cifren serijski broj sa pločice (zeleno polje br.2) i kliknite „NEXT“

REGISTER MY TOOLS MY PROFILE CONTACT

You are here: Home > REGISTER

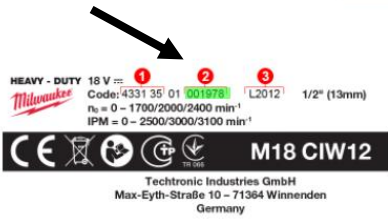
1 > 2 > 3 > 4 > 5 > 6 > 7 > 8 > 9 > 10 > 11

New tool

If the rating plate design on your tool is different from the example shown, please select the correct one. If your rating plate is not shown, please select "Other"

Where to find the rating plate on tools?

CHANGE LABEL



HEAVY - DUTY 18 V
Code: 4331 35 01 001978 L2012 1/2" (13mm)
R₀ = 0 - 1700/2000/2400 min⁻¹
IPM = 0 - 2500/3000/3100 min⁻¹

M18 CIW12

Techtronic Industries GmbH
Max-Eyth-Straße 10 - 71364 Winnenden
Germany

Serial No ?
123456

PREVIOUS NEXT

Please click here for more information on warranty registration

13. U trećem koraku, unesite proizvodni kod i kliknite „NEXT“

REGISTER MY TOOLS MY PROFILE CONTACT

You are here: Home > REGISTER

1 > 2 > 3 > 4 > 5 > 6 > 7 > 8 > 9 > 10 > 11

New tool

If the rating plate design on your tool is different from the example shown, please select the correct one. If your rating plate is not shown, please select "Other"

Where to find the rating plate on tools?

CHANGE LABEL



HEAVY - DUTY 18 V
Code: 4331 35 01 001978 L2012 1/2" (13mm)
R₀ = 0 - 1700/2000/2400 min⁻¹
IPM = 0 - 2500/3000/3100 min⁻¹

M18 CIW12

Techtronic Industries GmbH
Max-Eyth-Straße 10 - 71364 Winnenden
Germany

Production code* ?

PREVIOUS NEXT

14. Zatim u koraku 4 označite datum kupovine i kliknite „NEXT“

1 > 2 > 3 > 4 > 5 > 6 > 7 > 8 > 9 > 10 > 11

New tool

Purchase date*

SU	MO	TU	WE	TH	FR	SA
30	31	1	2	3	4	5
6	7	8	9	10	11	12
13	14	15	16	17	18	19
20	21	22	23	24	25	26
27	28	29	30	1	2	3

PREVIOUS NEXT

15. Korak 5 Vam pruža mogućnost da 'zakačite' kopiju računa (*nije obavezan korak), zatim pritisnite „NEXT“

1 > 2 > 3 > 4 > 5 > 6 > 7 > 8 > 9 > 10 > 11

New tool

Proof of purchase(.jpg, .png, .pdf) :

Choose File No file chosen

PREVIOUS NEXT

16. Korak 6 je da izaberete zemlju kupovine. Nakon izbora pritisnite „NEXT“

1 > 2 > 3 > 4 > 5 > 6 > 7 > 8 > 9 > 10 > 11

New tool

Dealer country

Serbia

PREVIOUS NEXT

17. Korak 7 je za unos mesta i poštanskog broja Vašeg distributera / prodavca. Nakon unosa pritisnite „NEXT“

1 > 2 > 3 > 4 > 5 > 6 > 7 > 8 > 9 > 10 > 11

New tool

Dealer location (city, zip code)

Beograd, 11000

PREVIOUS NEXT

18. U koraku 8 unesite naziv firme distributera/prodavca od koga ste kupili alat i kliknite „NEXT“

1 > 2 > 3 > 4 > 5 > 6 > 7 > 8 > 9 > 10 > 11

New tool

Dealer name

PREVIOUS NEXT

19. Korak br. 9 je polje za komentare (*nije obavezan korak), pritisnite „NEXT“

1 > 2 > 3 > 4 > 5 > 6 > 7 > 8 > 9 > 10 > 11

New tool

Comment ?

PREVIOUS NEXT

20. Korak br. 10 je polje napomene za istoriju alata (*nije obavezan korak), pritisnite „NEXT“

1 > 2 > 3 > 4 > 5 > 6 > 7 > 8 > 9 > 10 > 11

New tool

History of the tool ?

PREVIOUS NEXT

21. Sledeći ekran (korak 11) prikazuje podatke koje ste uneli i ukoliko su oni ispravni pritisnite „VALIDATE“. Ukoliko vidite da postoji neka greška možete pritisnuti EDIT da ispravite ili CANCEL da otkazete.

1 > 2 > 3 > 4 > 5 > 6 > 7 > 8 > 9 > 10 > 11

Check your details

M18FPD20X - 4000469114

Serial number	123456 G2020
Purchase date	17/09/2020

Dealer country	Serbia
Dealer location (city, zip code)	Beograd, 11000
Dealer name	IME PRODAVCA

Comment

CANCEL EDIT VALIDATE

22. Na kraju uspešne registracije alata i pisaće „New tool registered“ i biće vam poslata potvrda registracije na mail.

REGISTER MY TOOLS MY PROFILE CONTACT

You are here: Home > REGISTER

New tool registered

Thank you. You have successfully registered your new tool. A confirmation email has been sent to your mail box, please keep it safe.

Registration details

M18FPD20X - 4000469114	
Serial number	123456 G2020
Purchase date	17/09/2020
Dealer name: IME PRODAVCA	
Dealer location (city, zip code): Beograd, 11000	
Dealer country: Serbia	

[View registered tools](#) [Register a new tool](#)

Please click here for more information on warranty registration

Nakon toga Vam se nudi mogućnost pregleda registrovanih alata „View registered tools“ ili ukoliko želite da registrujete još neki alat birate polje „Register a new tool“

Zahvaljujemo se na kupovini profesionalnog MILWAUKEE alata!